



2022 Annual
**WATER QUALITY
REPORT**

Glade Springs District
PWS ID: WV3304111

**QUALITY. ONE MORE WAY
WE KEEP LIFE FLOWING.**



**WEST VIRGINIA
AMERICAN WATER**

WE KEEP LIFE FLOWING®

What is a Consumer Confidence Report (CCR)

Once again, we proudly present our Annual Water Quality Report, also referred to as a Consumer Confidence Report (CCR). CCRs let consumers know what contaminants, if any, were detected in their drinking water as well as related potential health effects. CCRs also include details about where your water comes from and how it is treated. Additionally, they educate customers on what it takes to deliver safe drinking water and highlight the need to protect drinking water sources.

We are committed to delivering high quality drinking water service. To that end, we remain vigilant in meeting the challenges of source water protection, water conservation, environmental compliance, sustainability and community education while continuing to serve the needs of all our water users.

This report contains important information about your drinking water. Translate it, or speak with someone who understands it at 1-800-685-8660.

Este informe contiene información muy importante sobre su agua potable. Tradúzcalo o hable con alguien que lo entienda bien al 1-800-685-8660.

Ntawm no yog ib co lus qhia tseem ceeb heev txog koj cov dej seb huv npaum li cas. Yog tias koj xav tau kev pab txhais cov lus qhia no, thov hu rau peb ntawm 1-800-685-8660.

這是關於您的水質的十分重要的資訊。如果您需要幫助翻譯此資訊請致電 **1-800-685-8660** 與我們聯繫。

आपके पानी की गुणवत्ता के बारे में यह बहुत महत्वपूर्ण सूचना है। यदि इस सूचना के अनुवाद के लिए आपको सहायता की जरूरत हो, तो कृपया **1-800-685-8660** र हमें काल करें।

Это очень важная информация о качестве Вашей воды. Если Вам требуется перевод этой информации, позвоните нам по телефону 1-800-685-8660.

Ito ay isang napakahalagang impormasyon tungkol sa kalidad ng iyong tubig. Kung iyong kailangan ng tulong sa pagsalin ng impormasyon na ito, mangyaring tumawag sa amin sa 1-800-685-8660.

Đây là thông tin rất quan trọng về chất lượng nước của quý vị. Nếu quý vị cần thông dịch thông tin này, xin gọi chúng tôi theo số 1-800-685-8660.

TABLE OF CONTENTS

What is a Consumer Confidence Report	2
A message from our President	3
Mark of Excellence	4
About Your Drinking Water Supply	5
What are the Sources of Contaminants?	6
Protecting Your Drinking Water Supply	7
About Lead	8
Important Information About Your Water	9-10
• Fluoride	
• Nitrates	
• PFOA/PFAS	
• Cryptosporidium	
• Sodium	
Water Quality Results	11
Definitions of Terms Used in Document	12
Water Quality Results: Detailed Charts	13-16
About Us	17
Contact Us	18

A message from West Virginia American Water's President



Robert Burton

President, West Virginia
American Water

Dear West Virginia American Water Customer,

At West Virginia American Water, our customers are at the center of everything we do. That's why we work diligently to protect our water supplies and provide our communities with safe, reliable drinking water that meets and often surpasses drinking water standards. We care about protecting our precious water resources, and we've invested millions of dollars into technology and equipment to test and monitor our drinking water supplies.

I am pleased to share with you another excellent report on the quality of your drinking water. As you read through this annual water quality information, you will see that we continue to supply the highest quality drinking water to help keep your life flowing.

Last year, we invested \$83 million to upgrade our water treatment and pipeline systems across West Virginia. This investment allowed us to improve water quality, water pressure and service reliability for our customers. These investments included the replacement of aging water lines and valves, upgrades to our water treatment processes to comply with water quality standards, enhancing fire protection and much, much more.

I am also delighted to remind customers that all seven of our water treatment plants have been nationally recognized with prestigious Directors Awards from the American Water Works Association and U.S. EPA's Partnership for Safe Water program. This program recognizes water systems that surpass federal and state drinking water standards. All of our plants have achieved this award for many years – some as many as 20 consecutive years – and are the only water treatment plants in West Virginia to do so.

West Virginia American Water remains committed to protecting your drinking water. We have been recognized nationally for advanced technology and detection methods that are paving the way for source water protection across the country. Additionally, our Kanawha Valley and Huntington treatment plants are part of the ORSANCO Organics Detection System monitoring network, providing source water monitoring data that is vital for detecting trends and understanding source water conditions.

We hope our commitment to you and our passion for water is evident in this report detailing the source and quality of your drinking water over the last year. It is our honor to help keep your life flowing – today, tomorrow and for future generations.
Proud to be your local water service provider,

Robert Burton
West Virginia American Water

This report contains important information about your drinking water. Translate it or speak with someone who understands it at 1-800-685-8660, Monday-Friday, 7 a.m. to 7 p.m.



ATTENTION: Landlords and Apartment Owners

Please share a copy of this notice with your tenants. It includes important information about their drinking water quality.



Mark of
Excellence



EVERY STEP OF THE WAY.

Our team monitors and tests your water at multiple points throughout our process of drawing it from its source, treating it to meet drinking water standards, and distributing it through our pipeline systems. **In fact, American Water performs over one million tests annually for about 100 regulated contaminants, nationwide.**



EXPERTISE. RECOGNIZED AT THE HIGHEST LEVEL.

American Water is an expert in water quality testing, compliance and treatment and has established industry-leading water testing facilities. Our dedicated team of scientists and researchers are committed to finding solutions for water quality challenges and implementing new technologies. American Water is recognized as an industry leader in water quality and works cooperatively with the EPA so that drinking water standards and new regulations produce benefits for customers and public water suppliers. American Water has earned awards from the EPA's Partnership for Safe Water as well as awards for superior water quality from state regulators, industry organizations, individual communities, and government and environmental agencies.



WATER QUALITY. DOWN TO A SCIENCE.

Our team also has access to American Water's Central Laboratory in Belleville, Illinois, which conducts sophisticated drinking water testing and analysis. American Water scientists refine testing procedures, innovate new methods, and set new standards for detecting potentially new contaminants—even before regulations are in place.



MAINTAINING QUALITY FOR FUTURE GENERATIONS.

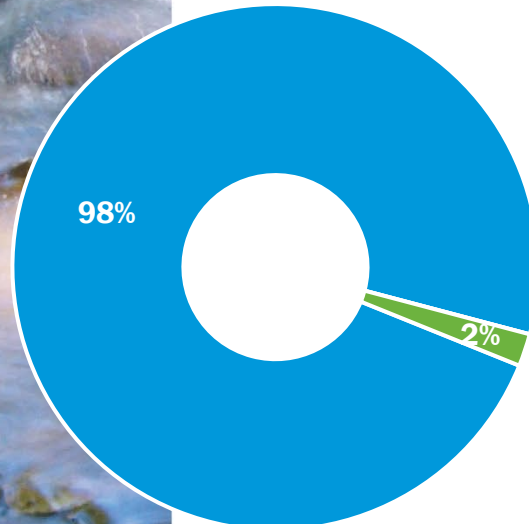
Just as West Virginia American Water are investing in research and testing, we also understand the importance of investing in the infrastructure that provides high-quality water service to you. Last year alone, **we invested more than \$78 million to improve our water and wastewater treatment and pipeline systems.**

About Your Drinking Water Supply

WHERE YOUR WATER COMES FROM

The Glade Springs District of West Virginia American Water purchases water for its customers from the Beckley Water Company and produced at the Glade Creek Water Treatment Plant. The Glade Creek Plant draws surface water from the Glade Creek Reservoir, which holds about 1.3 billion gallons of water. This water supply is part of the Lower New Watershed, which covers an area of roughly 692 square miles around Beckley. Forested lands cover most (98%) of the watershed. To learn more about this watershed on the Internet, go to EPA's Surf Your Watershed at www.epa.gov/surf.

The WVBPH performed a source water assessment of our drinking water sources. The purpose of the assessment was to determine the susceptibility of potential contamination and assign a susceptibility ranking of lower, medium or higher to each of the sources. The intake that supplies drinking water to the Glade Creek Treatment Plant has a higher susceptibility to contamination, due to the sensitive nature of surface water supplies and the potential contaminant sources identified within the area. This does not mean that this water source will become contaminated; only that conditions are such that it could be impacted by a potential contaminant source. Future contamination may be avoided by implementing protective measures. The Source Water Assessment Report, which includes more detailed information, is available by calling Beckley Water Company or WVBPH at (304) 558-2981.



SOURCE OF SUPPLY FOR WEST VIRGINIA AMERICAN WATER SYSTEMS

- Surface Water
- Purchased Water



QUICK FACTS ABOUT THE GLADE SPRINGS SYSTEM

Communities served:

Glade Springs Resort, Daniels, WV

Water source:

Glade Creek Reservoir (Beckley Water Company)

Average amount of water supplied to Glade Springs customers on a daily basis:

205,000 gallons per day

Disinfection treatment:

Surface water supplies are treated with chlorine to maintain water quality in the distribution system.



What are the Sources of Contaminants?

To provide tap water that is safe to drink, EPA prescribes regulations which limit the amount of certain contaminants in water provided by public water systems. U.S. Food and Drug Administration (FDA) regulations establish limits for contaminants in bottled water which must provide the same protection for public health.

Drinking water, including bottled water, may reasonably be expected to contain at least small amounts of some contaminants. The presence of contaminants does not necessarily indicate that water poses a health risk. More information about contaminants and potential health effects can be

obtained by calling the Environmental Protection Agency's Safe Drinking Water Hotline (800-426-4791).

The sources of drinking water (both tap water and bottled water) include rivers, lakes, streams, ponds, reservoirs, springs, aquifers and/or groundwater. As water travels over the surface of the land or through the ground, it dissolves naturally-occurring minerals and, in some cases, radioactive material, and can pick up substances resulting from the presence of animals or from human activity.

SPECIAL HEALTH INFORMATION

Some people may be more vulnerable to contaminants in drinking water than the general population. Immuno-compromised persons such as persons with cancer undergoing chemotherapy, persons who have undergone organ transplants, people with HIV/AIDS or other immune system disorders, some elderly, and infants can be particularly at risk from infections. These people should seek advice about drinking water from their health care providers. EPA/Centers for Disease Control and Prevention (CDC) guidelines on appropriate means to lessen the risk of infection by *Cryptosporidium* and other microbial contaminants are available from the Safe Drinking Water Hotline (800-426-4791).

CONTAMINANTS THAT MAY BE PRESENT IN SOURCE WATER INCLUDE:

Microbial Contaminants	such as viruses and bacteria, which may come from sewage treatment plants, septic systems, agricultural livestock operations, and wildlife.
Inorganic Contaminants	such as salts and metals, which can be naturally-occurring or result from urban stormwater runoff, industrial or domestic wastewater discharges, oil and gas production, mining, or farming.
Pesticides and Herbicides	which may come from a variety of sources, such as agriculture, urban storm water runoff, and residential uses.
Organic Chemical Contaminants	including synthetic and volatile organic chemicals, which are by-products of industrial processes and petroleum production, and can also come from gas stations, urban stormwater runoff, and septic systems.
Radioactive Contaminants	which can be naturally occurring or be the result of oil and gas production and mining activities.



Protecting Your Drinking Water Supply

Protecting drinking water at its source is an important part of the process to treat and deliver high quality water. It takes a community effort to protect our shared water resources. This includes utilities, businesses, residents, government agencies and organizations. Everyone who lives, works, and plays in the area has a role and stake in clean water supplies.

WHAT CAN YOU DO?

Quality drinking water starts upstream. Everyone can help maintain and improve drinking water supplies through the following actions:

- Properly dispose of pharmaceuticals, household chemicals, oils and paints. Materials can impact waterways if poured down the drain, flushed down the toilet, or dumped on the ground.
- Check for leaks from automobiles and heating fuel tanks. Clean up any spills using an absorbent material like cat litter. Sweep up the material and put it in a sealed bag. Check with the local refuse facility for proper disposal.
- Clean up after your pets and limit the use of fertilizers and pesticides.
- Take part in watershed activities.

Report any spills, illegal dumping or suspicious activity to West Virginia DEP Spill Line at: 1-800-642-3074.

FOR MORE INFORMATION

To learn more about your water supply and local activities, visit us online at [state]amwater.com or contact the regional Source Water Protection Lead, Erica Pauken at erica.pauken@amwater.com.

WHAT ARE WE DOING?

Our priority is to provide reliable, quality drinking water service for customers. The source of supply is an important part of that mission. We work to understand and reduce potential risks to your drinking water supply. We have developed a Source Water Protection Plan for each West Virginia American Water system, and those plans are publicly available [here](#). These plans proactively identify and address potential threats to drinking water supplies. Stakeholder involvement is an important part of the program, and we partner with external stakeholders to host regular meetings to review progress on the plans. We also welcome input on the plan for local water supplies through our online feedback form

Here are a few of the efforts underway to protect our shared water resources:



Community Involvement: We have a proactive public outreach program to help spread the word and get people involved. This includes school education, contests, and other community activities.



Environmental Grant Program: Each year, we fund projects that improve water resources in our local communities.

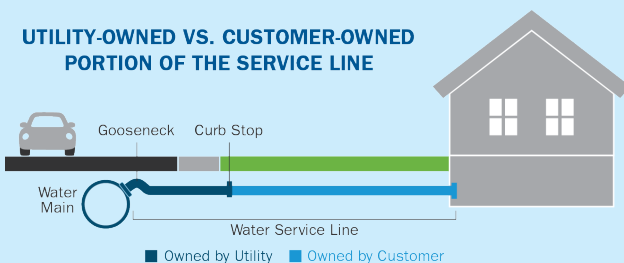


Protect Our Watersheds Art Contest: Open to fourth, fifth and sixth graders, the contest encourages students to use their artistic skills to express the importance of protecting our water resources.

About Lead

If present, elevated levels of lead can cause serious health problems, especially for pregnant women and young children. Lead in drinking water is primarily from materials and components associated with service lines and home plumbing. American Water is responsible for providing high quality drinking water, but cannot control the variety of materials used in plumbing components. When your water has been sitting for several hours, you can minimize the potential for lead exposure by flushing your tap for 30 seconds to 2 minutes before using water for drinking or cooking. If you are concerned about lead in your water, you may wish to have your water tested. Information on lead in drinking water, testing methods, and steps you can take to minimize exposure is available from the Safe Drinking Water Hotline or at <http://www.epa.gov/safewater/lead>.

UTILITY-OWNED VS. CUSTOMER-OWNED PORTION OF THE SERVICE LINE



Please note: This diagram is a generic representation. Variations may apply.

The most common source of lead in tap water is from the customer's plumbing and their service line.

The utility-owned water mains are not made of lead; however, the water service line that carries the water from the water main in the street to your home could be. Homeowners' service lines may be made of lead, copper, galvanized steel or plastic. You can assess your service line material where it enters your home, typically in your basement, crawl space or garage, near the inlet valve.

MINIMIZING YOUR POTENTIAL EXPOSURE

You cannot see, smell or taste lead, and boiling water will not remove lead. Here are steps you can take to reduce your potential exposure if lead exists in your home plumbing.

CHECK YOUR PLUMBING AND SERVICE LINE

If you live in an older home, consider having a licensed plumber check your plumbing for lead. If your service line is made of lead, and you're planning to replace it, be sure to contact us at 1-800-685-8660.



1. Flush your taps. The longer the water lies dormant in your home's plumbing, the more lead it might contain. If the water in your faucet has gone unused for more than six hours, flush the tap with cold water for 30 seconds to two minutes before drinking or using it to cook. To conserve water, catch the running water and use it to water your plants.



2. Use cold water for drinking and cooking. Hot water has the potential to contain more lead than cold water. If hot water is needed for cooking, heat cold water on the stove or in the microwave.



3. Routinely remove and clean all faucet aerators.



4. Look for the "Lead Free" label when replacing or installing plumbing fixtures.



5. Follow manufacturer's instructions for replacing water filters in household appliances, such as refrigerators and ice makers, as well as home water treatment units and pitchers. Look for NSF 53 certified filters.



6. Flush after plumbing changes. Changes to your service line, meter, or interior plumbing may result in sediment, possibly containing lead, in your water supply. Remove the strainers from each faucet and run the water for 3 to 5 minutes.

Important Information About Drinking Water

FLUORIDE

Fluoride is a naturally occurring substance. It can be present in drinking water from two sources:

1. **By nature** when groundwater comes into contact with fluoride-containing minerals naturally present in the earth; or
2. **By a water purveyor** through addition of fluoride to the water they are providing in the distribution system.

The water we purchase for the Glade Springs system has naturally-occurring fluoride in its water sources and with the addition of fluoride at Beckley Water's Glade Creek Plant, they achieve an optimal level of 0.7 parts per million (ppm) and a control range of 0.6 ppm to 0.8 ppm to comply with the state's Water Fluoridation Standards. If you have any questions on fluoride, please call West Virginia American Water's Customer Service Center at 1-800-685-8660.

NITRATES

Nitrate in drinking water at levels above 10 ppm (or mg/L) is a health risk for infants of less than six months of age. Such nitrate levels in drinking water can interfere with the capacity of the infant's blood to carry oxygen, resulting in serious illness. Symptoms include shortness of breath and blueness of the skin. Nitrate levels above 10 mg/L may also affect the ability of the blood to carry oxygen in other individuals, such as pregnant women and those with certain specific enzyme deficiencies. Nitrate levels may rise quickly for short periods of time because of rainfall or agricultural activity. If you are caring for an infant or you are pregnant, you should ask for advice from your health care provider.

PFAS MONITORING

PFAS refers to per- and polyfluoroalkyl substances, a class of synthetic chemicals, manufactured for industrial applications and commercial household products such as: non-stick cookware; waterproof and stain resistant fabrics and carpets; firefighting foam and cleaning products. The properties that make these chemicals useful in so many of our every-day products also resist breaking down and therefore persist in the environment. Exposure may be from food, food packaging, consumer products, house dust, indoor and outdoor air, drinking water and at workplaces where PFAS are made or used.

West Virginia American Water is currently performing voluntary sampling to better understand certain occurrence of PFAS levels in drinking water sources. This testing allows us to understand how our water compares against the non-enforceable Health Advisory Level set by USEPA of 70 nanograms per liter or parts per trillion for a combination of two PFAS compounds, PFOA and PFOS. Testing also allows West Virginia American Water to be better prepared in the USEPA or state environmental regulator develop a drinking water standard for those PFAS for which we have USEPA approved testing methods.

The science and regulation of PFAS and other contaminants is always evolving, and West Virginia American Water strives to be a leader in research and development. PFAS contamination is one of the most rapidly changing areas in the drinking water field. We have invested in our own independent research, as well as engaging with other experts in the field to understand PFAS occurrence in the environment. We are also actively assessing treatment technologies that can effectively remove PFAS from drinking water, because we believe that investment in research is critically important to addressing this issue.





Important Information About **Drinking Water**

CRYPTOSPORIDIUM

Cryptosporidium is a microbial pathogen found in surface water throughout the U.S. Although filtration removes Cryptosporidium, the most commonly-used filtration methods cannot guarantee 100 percent removal. Our monitoring indicates the presence of these organisms in our source water and/or finished water. Current test methods do not allow us to determine if the organisms are dead or if they are capable of causing disease. Ingestion of Cryptosporidium may cause cryptosporidiosis, an abdominal infection. Symptoms of infection include nausea, diarrhea, and abdominal cramps. Most healthy individuals can overcome the disease within a few weeks. However, immuno-compromised people, infants and small children, and the elderly are at greater risk of developing life-threatening illness. We encourage immuno-compromised individuals to consult their doctor regarding appropriate precautions to take to avoid infection. Cryptosporidium must be ingested to cause disease, and it may be spread through means other than drinking water.

SODIUM

For healthy individuals the sodium intake from water is not important because a much greater intake of sodium takes place from salt in the diet. However, sodium levels above the recommended upper limit of 250 ppm may be of concern to individuals on a sodium restricted diet. The sodium level is approximately 92.6 ppm.



Water Quality Results

WATER QUALITY STATEMENT

We are pleased to report that during calendar year 2022, the results of testing of your drinking water complied with all state and federal drinking water requirements.

For your information, we have compiled a list in the table below showing the testing of your drinking water during 2020. The West Virginia Bureau for Public Health allows us to monitor for some contaminants less than once per year because the concentration of the contaminants does not change frequently. Some of our data, though representative, are more than one year old.

Definition of Terms

These are terms that may appear in your report.

Action Level (AL): The concentration of a contaminant, which, if exceeded, triggers treatment or other requirements, that a water system must follow.

Level 1 Assessment: A Level 1 assessment is a study of the water system to identify potential problems and determine (if possible) why total coliform bacteria have been found in our water system.

Level 2 Assessment: A Level 2 assessment is a very detailed study of the water system to identify potential problems and determine (if possible) why an E. coli MCL violation has occurred and/or why total coliform bacteria have been found in our water system on multiple occasions.

LRAA: Locational Running Annual Average

Maximum Contaminant Level (MCL): The highest level of a contaminant that is allowed in drinking water. MCLs are set as close to the MCLGs as feasible using the best available treatment technology. See also Secondary Maximum Contaminant Level (SMCL).

Maximum Contaminant Level Goal (MCLG): The level of a contaminant in drinking water below which there is no known or expected risk to health. MCLGs allow for a margin of safety.

Maximum Residual Disinfectant Level (MRDL): The highest level of disinfectant allowed in drinking water. There is convincing evidence that addition of a disinfectant is necessary for control of microbial contaminants.

Maximum Residual Disinfectant Level Goal (MRDLG): The level of a drinking water disinfectant below which there is no known or expected risk to health. MRDLGs do not reflect the benefits of the use of disinfectants to control microbial contaminants.

MFL: Million fibers per liter.

micromhos per centimeter ($\mu\text{mhos/cm}$): A measure of electrical conductance.

NA: Not applicable

ND: Not detected

Nephelometric Turbidity Units (NTU): Measurement of the clarity, or turbidity, of the water.

pH: A measurement of acidity, 7.0 being neutral.

picocuries per liter (pCi/L): Measurement of the natural rate of disintegration of radioactive contaminants in water (also beta particles).

parts per billion (ppb): One part substance per billion parts water, or micrograms per liter.

parts per million (ppm): One part substance per million parts water, or milligrams per liter.

parts per trillion (ppt): One part substance per trillion parts water, or nanograms per liter.

Secondary Maximum Contaminant Level (SMCL): Secondary MCLs are set to protect the odor, taste, and appearance of drinking water.

TON: Threshold Odor Number

Treatment Technique (TT): A required process intended to reduce the level of a contaminant in drinking water.

%: Percent

MEASUREMENTS

Parts Per Million



in a 10 gallon fish tank

Parts Per Billion



in a 10,000 gallon swimming pool

Parts Per Trillion



in 35 junior size Olympic pools

Water Quality Results

West Virginia American Water conducts extensive monitoring to determine if your water meets all water quality standards. The detections of our monitoring are reported in the following tables. While most monitoring was conducted in 2020, certain substances are monitored less than once per year because the levels do not change frequently. For help with interpreting the tables below, see the “Definition of Terms” on the previous page. Some unregulated substances are measured, but maximum contaminant levels have not been established by the government. These contaminants are shown for your information.

NOTE: Regulated contaminants not listed in this table were not found in the treated water supply.

TURBIDITY - Collected at the Glade Creek Treatment Plant

Substance (with units)	Year Sampled	Compliance Achieved	MCLG	MCL	Highest Single Measurement	Typical Source
Turbidity (NTU)	2022	Yes	0	TT: Results > 1 NTU	0.210	Soil runoff.

TREATMENT BYPRODUCTS PRECURSOR REMOVAL - Collected at the Glade Creek Treatment Plant

Substance (with units)	Year Sampled	Compliance Achieved	MCLG	MCL	Removal Ratio Requested	Highest Value	Range of Removal Ratio Achieved	Number of Quarters Out of Compliance	Typical Source
Total Organic Carbon (TOC)	2022	Yes	NA	TT	1.00	2.1	1.1-2.1	0	Naturally present in the environment.

OTHER REGULATED SUBSTANCES - Collected at the Treatment Plant

Substance (with units)	Year Sampled	Compliance Achieved	MCLG	MCL	Highest Compliance Result	Range Detected	Typical Source
Gross Alpha (pCi/L)	2019	Yes	0	15	ND	NA	Radioactive decay of natural deposits
Radium 228 (pCi/L)	2019	Yes	0	5	ND	NA	Radioactive decay of natural deposits
Arsenic (ppb)	2022	Yes	0	10	0.904	0.672 - 0.904	Erosion of natural deposits; Runoff from orchards; Runoff from glass and electronics production wastes
Barium (ppm)	2022	Yes	2	2	0.081	0.0282 - 0.081	Discharge of drilling wastes, and metal refineries; Erosion from natural deposits
Chromium (ppb)	2022	Yes	100	100	0.774	0.504 - 0.774	Discharge from steel and pulp mills; Erosion of natural deposits
Cyanide (ppb)	2022	Yes	200	200	20.9	18.6 - 20.9	Discharge from steel/metal factories; Discharge from plastic and fertilizer factories
Fluoride (ppm)	2022	Yes	4	4	0.729	0.701 - 0.729	Water additive which promotes strong teeth
Nitrate (ppm)	2022	Yes	10	10	0.29	0 - 0.29	Runoff from fertilizer use; industrial or domestic wastewater discharges; erosion of natural deposits.
Nitrate-Nitrite (ppm)	2022	Yes	10	10	0.29	0 - 0.29	Runoff from fertilizer use; industrial or domestic wastewater discharges; erosion of natural deposits.

OTHER SUBSTANCES OF INTEREST - Collected at the Treatment Plant

Substance (with units)	Year Sampled	Compliance Achieved	SMCL	Limit	Highest Result	Range Detected	Comments
Alkalinity (ppm)	2022	N/A	10000	N/A	19.5	10.7 - 19.5	A measure of the ability of a water body to neutralize acids and bases
Dissolved Organic Carbon (ppm)	2021	N/A	N/A	N/A	2.5	1.7 - 2.5	Element that occurs naturally
Total Carbon (ppm)	2022	N/A	10000	N/A	4.3	1.1 - 4.3	Element that occurs naturally
Chlorine (ppm)	2021	N/A	4	N/A	1.7	N/A	Water additive used to control microbes
Giardia Lamblia	2018	N/A	1	N/A	1	0 - 1	Naturally present in the environment
Sodium (ppm) ¹	2022	N/A	1000	N/A	92.6	10.2 - 92.6	Element that occurs naturally in water and soil, road salt, and water softeners
Sulfate (ppm)	2019	N/A	250	N/A	101	5.44 - 101	Element that occurs naturally
Specific Ultraviolet Absorbance (SUVA)	2021	N/A	N/A	N/A	4	1.5 - 4	Analysis used to determine amount of natural organic matter in a water sample
UV Absorbance @ 254nm	2021	N/A	N/A	N/A	0.042	0.013 - 0.042	Analysis used to determine amount of natural organic matter in a water sample

1 - For healthy individuals the sodium intake from water is not important because a much greater intake of sodium takes place from salt in the diet. However, sodium levels above the recommended upper limit may be of concern to individuals on a sodium restricted diet.

UNREGULATED CONTAMINANT MONITORING

Unregulated contaminants are those for which the EPA has not established drinking water standards. The purpose of unregulated contaminant monitoring is to assist the EPA in determining the occurrence of unregulated contaminants in drinking water and whether future regulation is necessary. Every five years, the EPA issues a new list of no more than 30 unregulated contaminants to be monitored.

ADDITIONAL WATER QUALITY PARAMETERS OF INTEREST – Collected at treatment plant)

Parameter	Units	Year	Average Result	Range Detected	Typical Source
Bromide	ppm	2020	0.0118	0.008 to 0.015	Naturally occurring element; Waste product of fossil fuel production
Manganese	ppb	2020	1.8	1.1 to 2.7	Naturally occurring element

TOTAL COLIFORM RULE - At least 2 samples collected for the Glade Springs System each month in the distribution system

Substance (with units)	Year Sampled	Compliance Achieved	MCLG	MCL	Highest Percentage OR Highest No. of Samples	Typical Source
Total Coliform	2022	Yes	0	*MCL = Less than 5% OR MCL = No more than 1 positive monthly sample	0%	Naturally present in the environment.
E. Coli	2022	Yes	0	TT = No confirmed samples	0	Human and animal fecal waste.

NOTE: Coliforms are bacteria that are naturally present in the environment and are used as an indicator of the general bacteriological quality of the water. We are reporting the highest percentage of positive samples / highest number of positive samples in any month.

DISINFECTANTS - Collected in the Distribution System

Substance (with units)	Year Sampled	Compliance Achieved	MCLG	MCL	Highest Monthly Average	Range Detected	Typical Source
Chlorine (ppm)	2022	Yes	MRDLG = 4	4	1.06 ¹	0.4 – 1.53	Water additive used to control microbes.

1 - Data represents the highest monthly average of chlorine residuals measured throughout our distribution system.

DISINFECTION BYPRODUCTS - Collected in the Distribution System

Substance (with units)	Sample Site	Year Sampled	Compliance Achieved	MCLG	MCL	Highest Compliance Result	Range Detected	Typical Source
Total Trihalomethanes (TTHMs) (ppb)	S2DBP – Golf Club House	2022	Yes	0	80	51	36.3 – 75.1	By-product of drinking water disinfection.
Haloacetic Acids (HAAs) (ppb)	S2DBP – Golf Club House	2022	Yes	0	60	41.7	35 – 49.1	By-product of drinking water disinfection.

NOTE: Compliance is based on the running annual average at each location. The Highest Compliance Result reflects the highest average at any location and the Range Detected reflects all samples from this year used to calculate the running annual average.

LEAD AND COPPER MONITORING PROGRAM - At least 10 tap water samples collected at customers' taps every 3 years

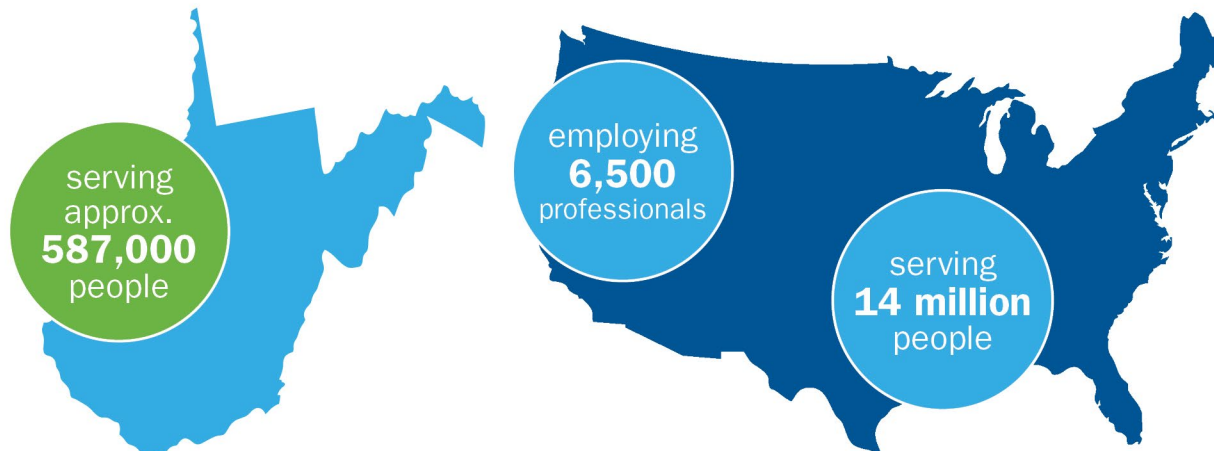
Substance (with units)	Year Sampled	Compliance Achieved	MCLG	Action Level (AL)	90 th Percentile	No. of Homes Sampled	Homes Above Action Level	Typical Source
Lead (ppb)	2021	Yes	0	15	1.0	10	0	Corrosion of household plumbing systems.
Copper (ppm)	2021	Yes	1.3	1.3	0.132	10	0	Corrosion of household plumbing systems.



About Us

West Virginia American Water, a subsidiary of American Water, is the largest investor-owned water utility in the state, providing high-quality and reliable water and/or wastewater services to approximately 587,000 people. For more information, visit westvirginiaamwater.com and follow us on Twitter, Facebook, Instagram and YouTube.

With a history dating back to 1886, **American Water (NYSE: AWK)** is the largest and most geographically diverse U.S. publicly traded water and wastewater utility company. The company employs approximately 6,500 dedicated professionals who provide regulated and regulated-like drinking water and wastewater services to an estimated 14 million people in 24 states. American Water provides safe, clean, affordable, and reliable water services to our customers to help keep their lives flowing.



WEST VIRGINIA AMERICAN WATER FACTS AT A GLANCE

- **COMMUNITIES SERVED**
401 communities located in 19 counties
- **POPULATION SERVED**
Water: 587,000 people
Wastewater: 1,100 people
- **EMPLOYEES**
318 full-time
- **TREATMENT FACILITIES**
Seven surface water treatment plants (average daily delivery - 44 million gallons per day (MGD));
Two wastewater plants (average daily production - 0.5 MGD)
- **MILES OF PIPELINE**
4,618 miles of water and wastewater pipe
- **STORAGE AND TRANSMISSION**
200 water storage facilities (combined storage capacity of 76.2 million gallons); 265 water booster pumping stations; and 9 wastewater lift stations
- **SOURCE OF SUPPLY**
Elk River, New River, Ohio River, West Fork River, Ada Dam, Horton Dam and Kee Dam
- **PARTNERSHIP FOR SAFE WATER AWARDS**
Seven Directors Awards

How to Contact Us

If you have any questions about this report, your drinking water, or service, please contact West Virginia American Water's Customer Service Center Monday to Friday, 7 a.m. to 7 p.m. at 1-800-685-8660.

WATER INFORMATION SOURCES

West Virginia American Water
www.westvirginiaamwater.com

Beckley Water Company
www.beckleywater.com

West Virginia Department of Health and Human Resources:
www.dhhr.wv.gov

West Virginia Bureau for Public Health:
www.dhhr.wv.gov

West Virginia Department of Environmental Protection:
www.dep.wv.gov

United States Environmental Protection Agency (USEPA):
www.epa.gov/safewater

Safe Drinking Water Hotline: (800) 426-4791

Centers for Disease Control and Prevention: www.cdc.gov

American Water Works Association: www.awwa.org

Water Quality Association: www.wqa.org

National Library of Medicine/National Institute of Health:
www.nlm.nih.gov/medlineplus/drinkingwater.html

This report contains important information about your drinking water. Translate it, or speak with someone who understands it at 1-800-685-8660.

This report contains important information about your drinking water. Translate it, or speak with someone who understands it at 1-800-685-8660.

Este informe contiene información muy importante sobre su agua potable. Tradúzcalo o hable con alguien que lo entienda bien al 1-800-685-8660.

Ntawm no yog ib co lus qhia tseem ceeb heev txog koj cov dej seb huv npaum li cas. Yog tias koj xav tau kev pab txhais cov lus qhia no, thov hu rau peb ntawm 1-800-685-8660.

這是關於您的水質的十分重要的資訊。如果您需要幫助翻譯此資訊請致電 **1-800-685-8660** 與我們聯繫。

आपके पानी की गुणवत्ता के बारे में यह बहुत महत्वपूर्ण सूचना है। यदि इस सूचना के अनुवाद के लिए आपको सहायता की जरूरत हो, तो कृपया **1-800-685-8660** र हमें काल करें।

Это очень важная информация о качестве Вашей воды. Если Вам требуется перевод этой информации, позвоните нам по телефону 1-800-685-8660.

Ito ay isang napakahalagang impormasyon tungkol sa kalidad ng iyong tubig. Kung iyong kailangan ng tulong sa pagsalin ng impormasyon na ito, mangyaring tumawag sa amin sa 1-800-685-8660.

Đây là thông tin rất quan trọng về chất lượng nước của quý vị. Nếu quý vị cần thông dịch thông tin này, xin gọi chúng tôi theo số 1-800-685-8660.