



2022 Annual
**WATER QUALITY
REPORT**

FORT POLK NORTH
PWS ID: LA1115064

**QUALITY. ONE MORE WAY
WE KEEP LIFE FLOWING.**



AMERICAN WATER

Military Services

WE KEEP LIFE FLOWING™

A message from **American Water- Military Services Group President**

American Water's Military Services Group owns and operates water and wastewater utilities under the Utilities Privatization program and proudly provides water and wastewater services to military communities around the country, including yours. Our Company's Vision – "We Keep Life Flowing" - drives everything we do for you, our customers. To reinforce our vision and maintain your trust, it's important that we share with you information about our commitment to providing high-quality water service.

I am pleased to provide you with the 2022 Annual Water Quality Report with detailed information about the source and quality of your drinking water. We have prepared this report using the data from water quality testing conducted for your local water system from January through December 2022.

With equal importance, we place a strong focus on acting as stewards of our environment. In all the communities we serve, we work closely with the local directorates of public works, civil engineering squadrons, local environmental departments, and state regulatory agencies to protect environmental quality, educate customers on how to use water wisely, and ensure the high quality of your drinking water every day.

At American Water, our values – safety, trust, environmental leadership, teamwork, and high performance – mean more than simply making water available "on-demand". It means every employee working to deliver a key resource for public health, fire protection, mission assurance, the economy, and the overall quality of life we all enjoy. For more information or for additional copies of this report, visit us online at www.amwater.com.

Steve Curtis
Military Services Group
American Water



ATTENTION: Landlords and Apartment Owners

Please share a copy of this notice with your tenants. It includes important information about their drinking water quality.

What is a Consumer Confidence Report (CCR)



Once again, we proudly present our Annual Water Quality Report, also referred to as a Consumer Confidence Report (CCR). CCRs let consumers know what contaminants, if any, were detected in their drinking water as well as related potential health effects. CCRs also include details about where your water comes from and how it is treated. Additionally, they educate customers on what it takes to deliver safe drinking water and highlight the need to protect drinking water sources. We are committed to delivering high quality drinking water service. To that end, we remain vigilant in meeting the challenges of source water protection, water conservation, environmental compliance, sustainability, and community education while continuing to serve the needs of all our water users.

Our water system grade is a 100%. Our water system report card can be found at <https://ldh.la.gov/assets/oph/Center-EH/drinkingwater/Watergrade/WaterGrade2022/Vernon/index.htm> .

TABLE OF CONTENTS

A message from our President	2
What is a Consumer Confidence Report	3
About Your Drinking Water Supply	4
What are the Sources of Contaminants?	5
Protecting Your Drinking Water Supply	6
About Lead	7
Important Information About Your Water	8-9
• Fluoride	
• Cryptosporidium	
• Nitrates	
• PFAS	
Water Quality Results	10
Definitions of Terms Used in Document	11
Water Quality Results: Detailed Tables	12-14
Tested for, But Not Detected	15
About Us	16
Contact Us	17



About Your Drinking Water Supply

WHERE YOUR WATER COMES FROM

The raw drinking water supply is ground water which is served from the Williamson Creek Aquifer and the Carnahan Bayou Aquifer.

A Source Water Assessment Program (SWAP) is a result of the 1996 amendments to the Federal Safe Drinking Water Act (SDWA). Those amendments require all states to establish a program to assess the vulnerability of public water systems to potential contamination. This plan is an assessment of a delineated area around our listed sources through which contaminants, if present, could migrate and reach our source water. It also includes an inventory of potential sources of contamination within the delineated area, and a determination of the water supply's susceptibility to contamination by the identified potential sources. According to the Source Water Assessment Plan, our water system had a susceptibility rating of 'MEDIUM'. More detailed information regarding the Source Water Assessment for Louisiana Reservoirs can be found by contacting the Louisiana Department of the Environmental Quality at (866) 896-LDEQ, or www.deq.louisiana.gov/portal/tabid/2986/Default.aspx.

Disinfection treatment: Current treatment processes include disinfection, addition of an inhibitor for corrosion control and fluoridation is provided for reduction of dental cavities. Throughout the process dedicated plant operations and water quality staff continuously monitor and control these plant processes to assure you, our customers, a superior quality water.



QUICK FACTS ABOUT THE FORT POLK NORTH SYSTEM

Communities served:
Fort Polk North

Water source:

Source Name	Source
WELL 6BPS Water	Ground
WELL 7PD Water	Ground
WELL 6APD Water	Ground
WELL 2APS Water	Ground

Average amount of water supplied to customers on a daily basis:
0.5 million gallons per day



What are the Sources of Contaminants?

To provide tap water that is safe to drink, EPA prescribes regulations which limit the amount of certain contaminants in water provided by public water systems. U.S. Food and Drug Administration (FDA) regulations establish limits for contaminants in bottled water which must provide the same protection for public health.

Drinking water, including bottled water, may reasonably be expected to contain at least small amounts of some contaminants. The presence of contaminants does not necessarily indicate that water poses a health risk. More information about contaminants and potential health effects can be

obtained by calling the Environmental Protection Agency's Safe Drinking Water Hotline (800-426-4791).

The sources of drinking water (both tap water and bottled water) include rivers, lakes, streams, ponds, reservoirs, springs, aquifers and/or groundwater. As water travels over the surface of the land or through the ground, it dissolves naturally-occurring minerals and, in some cases, radioactive material, and can pick up substances resulting from the presence of animals or from human activity.

SPECIAL HEALTH INFORMATION

Some people may be more vulnerable to contaminants in drinking water than the general population. Immuno-compromised persons such as persons with cancer undergoing chemotherapy, persons who have undergone organ transplants, people with HIV/AIDS or other immune system disorders, some elderly, and infants can be particularly at risk from infections. These people should seek advice about drinking water from their health care providers. EPA/Centers for Disease Control and Prevention (CDC) guidelines on appropriate means to lessen the risk of infection by Cryptosporidium and other microbial contaminants are available from the Safe Drinking Water Hotline (800-426-4791).

CONTAMINANTS THAT MAY BE PRESENT IN SOURCE WATER INCLUDE:

Microbial Contaminants	such as viruses and bacteria, which may come from sewage treatment plants, septic systems, agricultural livestock operations, and wildlife.
Inorganic Contaminants	such as salts and metals, which can be naturally-occurring or result from urban stormwater runoff, industrial or domestic wastewater discharges, oil and gas production, mining, or farming.
Pesticides and Herbicides	which may come from a variety of sources, such as agriculture, urban storm water runoff, and residential uses.
Organic Chemical Contaminants	including synthetic and volatile organic chemicals, which are by-products of industrial processes and petroleum production, and can also come from gas stations, urban stormwater runoff, and septic systems.
Radioactive Contaminants	which can be naturally occurring or be the result of oil and gas production and mining activities.



Protecting Your Drinking Water Supply

Protecting drinking water at its source is an important part of the process to treat and deliver high quality water. It takes a community effort to protect our shared water resources. This includes utilities, businesses, residents, government agencies and organizations. Everyone who lives, works, and plays in the area has a role and stake in clean water supplies.

WHAT CAN YOU DO?

Quality drinking water starts upstream. Everyone can help maintain and improve drinking water supplies through the following actions:

- Properly dispose of pharmaceuticals, household chemicals, oils and paints. Materials can impact waterways if poured down the drain, flushed down the toilet, or dumped on the ground.
- Check for leaks from automobiles and heating fuel tanks. Clean up any spills using an absorbent material like cat litter. Sweep up the material and put it in a sealed bag. Check with the local refuse facility for proper disposal.
- Clean up after your pets and limit the use of fertilizers and pesticides.
- Take part in watershed activities.

Report any spills, illegal dumping or suspicious activity to Louisiana Department of Environmental Quality
www.deq.louisiana.gov/portal/

FOR MORE INFORMATION

To learn more about your water supply and local activities, visit us online at www.amwater.com

WHAT ARE WE DOING?

Our priority is to provide reliable, quality drinking water service for customers. The source of supply is an important part of that mission. We work to understand and reduce potential risks to your drinking water supply. We have developed a Source Water Protection Plan under the Pennsylvania Source Water Protection Technical Assistance Program (SWPTAP). This is a voluntary program to identify and address potential threats to drinking water supplies. Stakeholder involvement is an important part of the program. We partner with DEP to host annual meetings to review progress on the plan with stakeholders. We also welcome input on the plan or local water supplies through our online feedback form.

Here are a few of the efforts underway to protect our shared water resources:



Community Involvement: We have a proactive public outreach program to help spread the word and get people involved. This includes school education, contests, and other community activities.



Environmental Grant Program: Each year, we fund projects that improve water resources in our local communities.



Pharmaceutical Collection: We sponsor drop box locations across the Commonwealth for residents to safely dispose of unwanted drugs for free. This helps keep pharmaceutical products from entering water supplies.

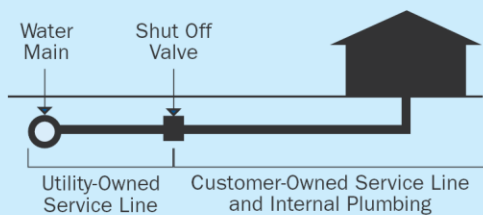


Protect Our Watersheds Art Contest: Open to fourth, fifth and sixth graders, the contest encourages students to use their artistic skills to express the importance of protecting our water resources.

About Lead

If present, elevated levels of lead can cause serious health problems, especially for pregnant women and young children. Lead in drinking water is primarily from materials and components associated with service lines and home plumbing. American Water is responsible for providing high quality drinking water, but cannot control the variety of materials used in plumbing components. When your water has been sitting for several hours, you can minimize the potential for lead exposure by flushing your tap for 30 seconds to 2 minutes before using water for drinking or cooking. If you are concerned about lead in your water, you may wish to have your water tested. Information on lead in drinking water, testing methods, and steps you can take to minimize exposure is available from the Safe Drinking Water Hotline or at <http://www.epa.gov/safewater/lead>.

UTILITY-OWNED VS. CUSTOMER-OWNED PORTION OF THE SERVICE LINE



Please note: This diagram is a generic representation. Variations may apply.

The most common source of lead in tap water is from the customer's plumbing and their service line.

Our water mains are not made of lead; however, the water service line that carries the water from the water main in the street to your home could be. Homeowners' service lines may be made of lead, copper, galvanized steel or plastic. You can assess your service line material where it enters your home, typically in your basement, crawl space or garage, near the inlet valve.

MINIMIZING YOUR POTENTIAL EXPOSURE

You cannot see, smell or taste lead, and boiling water will not remove lead. Here are steps you can take to reduce your potential exposure if lead exists in your home plumbing.

CHECK YOUR PLUMBING AND SERVICE LINE

If you live in an older home, consider having a licensed plumber check your plumbing for lead. If your service line is made of lead, and you're planning to replace it, be sure to contact us at 1-337-537-1161.



1. Flush your taps. The longer the water lies dormant in your home's plumbing, the more lead it might contain. If the water in your faucet has gone unused for more than six hours, flush the tap with cold water for 30 seconds to two minutes before drinking or using it to cook. To conserve water, catch the running water and use it to water your plants.



2. Use cold water for drinking and cooking. Hot water has the potential to contain more lead than cold water. If hot water is needed for cooking, heat cold water on the stove or in the microwave.



3. Routinely remove and clean all faucet aerators.



4. Look for the "Lead Free" label when replacing or installing plumbing fixtures.



5. Follow manufacturer's instructions for replacing water filters in household appliances, such as refrigerators and ice makers, as well as home water treatment units and pitchers. Look for NSF 53 certified filters.



6. Flush after plumbing changes. Changes to your service line, meter, or interior plumbing may result in sediment, possibly containing lead, in your water supply. Remove the strainers from each faucet and run the water for 3 to 5 minutes.

Important Information About **Drinking Water**

FLUORIDE

Fluoride is a naturally occurring substance. It can be present in drinking water from two sources:

- 1. By nature** when groundwater comes into contact with fluoride-containing minerals naturally present in the earth; or
- 2. By a water purveyor** through addition of fluoride to the water they are providing in the distribution system.

The Fort Polk North System has naturally-occurring fluoride in the groundwater and also receives fluoridated water from the Water Treatment Plant. Beginning Jan, 2016, the fluoride levels at North Fort treatment plant was adjusted to achieve an optimal fluoride level of 0.7 parts per million (ppm) and a control range of 0.7 ppm to 1.2 ppm to comply with the Centers for Disease Control Water Fluoridation Standards. The naturally-occurring fluoride levels in the Fort Polk North groundwater sources are close to optimal levels (approximately 0.1 ppm) and with Fort Polk North's fluoride addition, the fluoride levels in the entire system are consistent year-round.

If you have any questions on fluoride, please call us American Water's Customer Service Center at (337) 537-1161.


PFAS

Per- and polyfluoroalkyl substances (PFAS) are manufactured chemicals used in many household products including nonstick cookware (e.g., Teflon™), stain repellants (e.g., Scotchgard™), and waterproofing (e.g., GORE-TEX™). They are also used in industrial applications such as in firefighting foams and electronics production. There are thousands of PFAS chemicals, and they persist in the environment. Two well-known PFAS chemicals are perfluorooctanoic acid (PFOA) and perfluorooctane sulfonic acid (PFOS). These were phased out of production in the United States and replaced by hexafluoropropylene oxide-dimer acid (commonly known as GenX), perfluorobutane sulfonic acid (PFBS) and others.

American Water- Fort Polk North performed voluntary sampling in 2018 to better understand occurrence of certain PFAS in drinking water sources. PFOA and PFOS were not detected in the water above the detection limits. This sampling allows us to understand how our water compares against the non-enforceable Health Advisory Level set by U.S. EPA. Sampling also allows American Water to be better prepared as U.S. EPA is currently developing drinking water standards for PFOA and PFOS.

Additionally, in 2024, Fort Polk- North will be checking our drinking water for 29 PFAS chemicals through our participation in the U.S. EPA Unregulated Contaminant Monitoring Rule program, or UCMR. Through the UCMR program, water systems collect data on a group of contaminants that are currently not regulated in drinking water at the federal level. U.S. EPA uses this information when deciding if it needs to create new drinking water limits.

The science and regulation of PFAS and other contaminants is always evolving, and American Water strives to be a leader in research and development. PFAS contamination is one of the most rapidly changing areas in the drinking water field. We have invested in our own independent research, as well as engaging with other experts in the field to understand PFAS occurrence in the environment. We are also actively assessing treatment technologies that can effectively remove PFAS from drinking water, because we believe that investment in research is critically important to addressing this issue.





Important Information About **Drinking Water**

CRYPTOSPORIDIUM

Cryptosporidium is a microbial pathogen found in surface water throughout the U.S. Although filtration removes Cryptosporidium, the most commonly-used filtration methods cannot guarantee 100 percent removal. Our monitoring indicates the presence of these organisms in our source water and/or finished water. Current test methods do not allow us to determine if the organisms are dead or if they are capable of causing disease. Ingestion of Cryptosporidium may cause cryptosporidiosis, an abdominal infection. Symptoms of infection include nausea, diarrhea, and abdominal cramps. Most healthy individuals can overcome the disease within a few weeks. However, immuno-compromised people, infants and small children, and the elderly are at greater risk of developing life-threatening illness. We encourage immuno-compromised individuals to consult their doctor regarding appropriate precautions to take to avoid infection. Cryptosporidium must be ingested to cause disease, and it may be spread through means other than drinking water.

NITRATES

Nitrate in drinking water at levels above 10 ppm is a health risk for infants of less than six months of age. High nitrate levels in drinking water can cause blue baby syndrome. Nitrate levels may rise quickly for short periods of time because of rainfall or agricultural activity. If you are caring for an infant, you should ask advice from your health care provider.



Water Quality Results

WATER QUALITY STATEMENT

We are pleased to report that during calendar year 2022, the results of testing of your drinking water complied with all state and federal drinking water requirements.

For your information, we have compiled a list in the table below showing the testing of your drinking water during 2022. The Louisiana Department of Health and Hospitals allows us to monitor for some contaminants less than once per year because the concentration of the contaminants does not change frequently. Some of our data, though representative, are more than one year old.

Definition of Terms

These are terms that may appear in your report.

Action Level (AL): The concentration of a contaminant, which, if exceeded, triggers treatment or other requirements, that a water system must follow.

DDW: Division of Drinking Water

Level 1 Assessment: A Level 1 assessment is a study of the water system to identify potential problems and determine (if possible) why total coliform bacteria have been found in our water system.

Level 2 Assessment: A Level 2 assessment is a very detailed study of the water system to identify potential problems and determine (if possible) why an E. coli MCL violation has occurred and/or why total coliform bacteria have been found in our water system on multiple occasions.

LRAA: Locational Running Annual Average

Maximum Contaminant Level (MCL): The highest level of a contaminant that is allowed in drinking water. MCLs are set as close to the MCLGs as feasible using the best available treatment technology. Secondary MCLs (SMCL) are set to protect the odor, taste, and appearance of drinking water.

Maximum Contaminant Level Goal (MCLG): The level of a contaminant in drinking water below which there is no known or expected risk to health. MCLGs allow for a margin of safety.

Maximum Residual Disinfectant Level (MRDL): The highest level of disinfectant allowed in drinking water. There is

convincing evidence that addition of a disinfectant is necessary for control of microbial contaminants.

Maximum Residual Disinfectant Level Goal (MRDLG): The level of a drinking water disinfectant below which there is no known or expected risk to health. MRDLGs do not reflect the benefits of the use of disinfectants to control microbial contaminants.

MFL: Million fibers per liter.

micromhos per centimeter ($\mu\text{mhos/cm}$): A measure of electrical conductance.

NA: Not applicable

N/A: No data available

ND: Not detected

Nephelometric Turbidity Units (NTU): Measurement of the clarity, or turbidity, of the water.

Notification Level (NL): The concentration of a contaminant, which, if exceeded, requires notification to DDW and the consumer. Not an enforceable standard.

pH: A measurement of acidity, 7.0 being neutral.

picocuries per liter (pCi/L): Measurement of the natural rate of disintegration of radioactive contaminants in water (also beta particles).

parts per billion (ppb): One part substance per billion parts water, or micrograms per liter.

parts per million (ppm): One part substance per million parts water, or

milligrams per liter.

parts per trillion (ppt): One part substance per trillion parts water, or nanograms per liter.

Primary Drinking Water Standard (PDWS): MCLs for contaminants that affect health along with their monitoring and reporting requirements and water treatment requirements.

Public Health Goal (PHG): The level of a contaminant in drinking water below which there is no known or expected risk to health. PHGs are set by the California EPA.

RAA: Running Annual Average

Secondary Maximum Contaminant Level (SMCL): Secondary MCLs are set to protect the odor, taste, and appearance of drinking water.

SWRCB: State Water Resources Control Board

TON: Threshold Odor Number

Total Dissolved Solids (TDS): An overall indicator of the amount of minerals in water.

Treatment Technique (TT): A required process intended to reduce the level of a contaminant in drinking water.

Variances and Exemptions: State or EPA permission not to meet an MCL or utilize a treatment technique under certain conditions.

%: Percent

MEASUREMENTS

Parts Per Million



in a 10 gallon fish tank

Parts Per Billion



in a 10,000 gallon swimming pool

Parts Per Trillion



in 35 junior size Olympic pools

Water Quality Results

American Water Military Service Group- Fort Polk North conducts extensive monitoring to determine if your water meets all water quality standards. The detections of our monitoring are reported in the following tables. While most monitoring was conducted in 2022, certain substances are monitored less than once per year because the levels do not change frequently. For help with interpreting the tables below, see the "Definition of Terms" on the previous page. Some unregulated substances are measured, but maximum contaminant levels have not been established by the government. These contaminants are shown for your information.

NOTE: Regulated contaminants not listed in this table were not found in the treated water supply.

LEAD AND COPPER MONITORING PROGRAM - At least 20 tap water samples collected at customers' taps every three years.									
Substance (with units)	Year Sampled	Compliance Achieved	MCL G	Action Level (AL)	90 th Percentile	Range	No. of Homes Sampled	Homes Above Action Level	Typical Source
Lead (ppb)	2020 - 2022	Yes	0	15	1	0 - 1	20	0	Corrosion of household plumbing systems; Erosion of natural deposits
Copper (ppm)	2020 - 2022	Yes	0	1.3	0.5	0.0 - 0.3	20	0	Corrosion of household plumbing systems; Erosion of natural deposits; Leaching from wood preservatives

REVISED TOTAL COLIFORM RULE - At least 10 samples collected each month in the distribution system						
Substance (with units)	Year Sampled	Compliance Achieved	MCLG	MCL	Highest Percentage OR Highest No. of Samples	Typical Source
Total Coliform ¹	2022	Yes	NA	TT = No more than 1 positive monthly sample	0%	Naturally present in the environment.
E. Coli ²	2022	Yes	NA	TT = No confirmed samples	0	Human and animal fecal waste.

NOTE: Coliforms are bacteria that are naturally present in the environment and are used as an indicator of the general bacteriological quality of the water. We are reporting the highest percentage of positive samples / highest number of positive samples in any month.

¹ The Treatment Technique for Total Coliforms requires that if the maximum percentage OR number of total coliform positive samples are exceeded, a system assessment must be conducted, any sanitary defects identified, and corrective actions completed. Additional Level 1 Assessments or Level 2 Assessments are required depending on the circumstances.

² The Treatment Technique for E. Coli requires that for any routine sample that is positive for total coliform where either the original sample or one of the repeat check samples is also positive for E. Coli, a Level 2 Assessment must be conducted, any sanitary defects identified, and corrective actions completed.

³ The E. Coli MCL is exceeded if routine and repeat samples are total coliform-positive and either is E. coli-positive, or the system fails to take repeat samples following an E. coli-positive routine sample, or the system fails to analyze total coliform-positive repeat samples for E. coli.

DISINFECTION BYPRODUCTS - Collected in the Distribution System

Substance (with units)	Sample Point	Year Sampled	Compliance Achieved	MCLG	MCL	Highest LRAA	Range Detected	Typical Source
Total Trihalomethanes (TTHMs) (ppb)	7400 Block @ Monticello & H Avenue	2022	Yes	0	80	17	16.7 - 16.7	By-product of drinking water chlorination.
Total Trihalomethanes (TTHMs) (ppb)	8501 @ North Side of Memphis	2022	Yes	0	80	9	8.5 - 8.5	By-product of drinking water chlorination.
Haloacetic Acids (HAA5s) (ppb)	7400 Block @ Monticello & H Avenue	2022	Yes	0	60	3	3.4 - 3.4	By-product of drinking water disinfection.
Haloacetic Acids (HAA5s) (ppb)	8501 @ North Side of Memphis	2022	Yes	0	60	2	1.9 - 1.9	By-product of drinking water disinfection.

NOTE: Compliance is based on the running annual average at each location (LRAA). The Highest LRAA reflects the highest average at any location and the Range Detected reflects all samples used to calculate the running annual averages.

DISINFECTANTS - Collected in the Distribution System and at the Treatment Plant

Substance (with units)	Year Sampled	Compliance Achieved	MRDLG	MRDL	Highest RAA	Range Detected	Typical Source
Distribution System Chlorine Residual (ppm)	2022	Yes	4	4	1.2	0.56 - 1.95	Water additive used to control microbes.

1 - Data represents the lowest residual entering the distribution system from our water treatment plant.

Treated Water Regulated Contaminants: No Detected Results were Found in Calendar Year of 2021.

Source Water Radiological Contaminants

Source Water Radiological Contaminants (with units)	Year Sampled	Compliance Achieved	MCLG	MCL	Highest Value	Range Detected	Typical Source
Gross Beta Particle Activity (pCi/l)	2022	Yes	0	50	4.96	0 - 4.96	Decay of natural and man-made deposits. Note: The gross beta particle activity MCL is 4 millirems/year annual dose equivalent to the total body or any internal organ. 50 pCi/L is used as a screening level.

Treated Water Radiological Contaminants

Treated Water Radiological Contaminants (with units)	Year Sampled	Compliance Achieved	MCLG	MCL	Highest Value	Range Detected	Typical Source
Combined Radium (-226 & -228) (pCi/l)	2022	Yes	0	5	1.779	0 - 1.779	Erosion of natural deposits

Source Secondary Contaminants

Source Secondary Contaminants	Year Sampled	SMCL	Highest Value	Range Detected
Aluminum (MG/L)	2020	0.2	0.1	0 - 0.1
Chloride (MG/L)	2020	250	29	13 - 29
pH (S.U.)	2020	8.5	7.39	5.75 - 7.39
Sulfate	2020	250	9	5 - 9

1 - Substances with Secondary MCLs do not have MCLGs and are not legally enforceable; these limits are primarily established to address aesthetic concerns.

Treated Secondary Contaminants

Treated Secondary Contaminants	Year Sampled	SMCL	Highest Value	Range Detected
Iron (MG/L)	2021	0.3	0.08	0.08
Manganese (MG/L)	2021	0.05	0.05	0.05

1 - Substances with Secondary MCLs do not have MCLGs and are not legally enforceable; these limits are primarily established to address aesthetic concerns.

SOURCE WATER REGULATED SUBSTANCES - Collected at the Source Water

Substance (with units)	Year Sampled	Compliance Achieved	MCLG	MCL	Highest Compliance Result	Range Detected	Typical Source
Arsenic (ppb)	2020	Yes	0	10	2.1	0 - 2.1	Erosion of natural deposits; Runoff from orchards; Runoff from glass and electronics production wastes.
Barium (ppm)	2020	Yes	2	2	0.33	0 - 0.33	Discharge of drilling wastes; discharge from metal refineries; erosion of natural deposits.
Fluoride (ppm)	2020	Yes	4	4	0.1	0 - 0.1	Erosion of natural deposits; Water additive which promotes strong teeth; Discharge from fertilizer and aluminum factories.



Tested for, but Not Detected

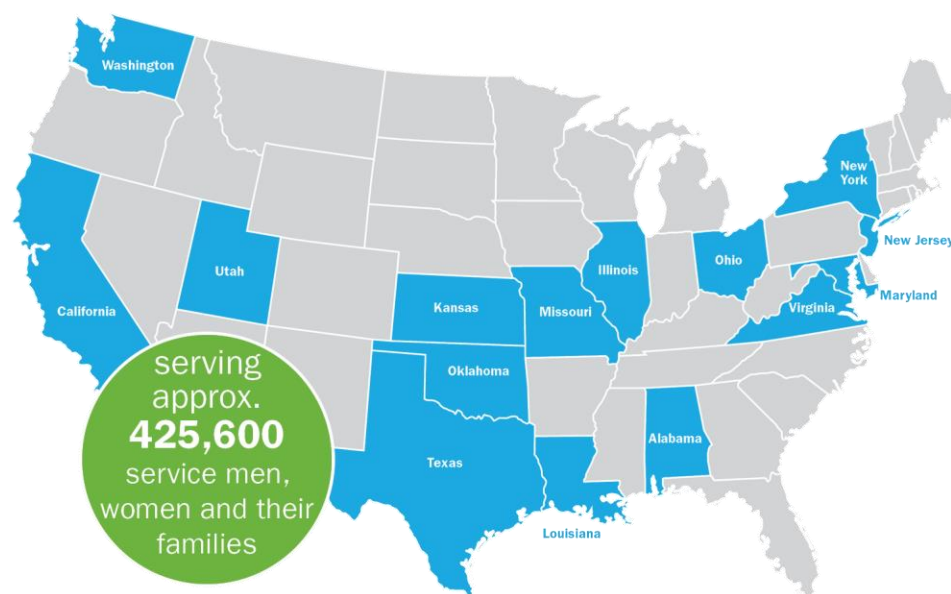
- 1,1,1-Trichloroethane
- 1,1,2-Trichloroethane
- 1,1-Dichloroethene
- 1,2,4-Trichlorobenzene
- 1,2-Dibromo-3-chloropropane
- 1,2-Dibromoethane (EDB)
- 1,2-Dichlorobenzene
- 1,2-Dichloroethane
- 1,2-Dichloropropane
- 1,4-Dichlorobenzene
- 2,4,5-T
- 2,4,5-TP (Silvex)
- 2,4-DB
- 3,5-Dichlorobenzoic Acid
- 3-Hydroxycarbofuran Acifluorfen
- Alachlor
- Aldicarb
- Aldicarb Sulfone Aldicarb Sulfoxide
- Aluminum - Total
- Antimony - Total Arochlor-1016
- Arochlor-1221 Arochlor-1232
- Arochlor-1242
- Arochlor-1248 Arochlor-1254
- Arochlor-1260 Arsenic - Total
- Barium - Total Bentazon
- Benzene
- Benzo(a)pyrene Beryllium - Total
- Boron - Total Bromoform Cadmium
- - Total Carbaryl (Sevin) Carbofuran
- Carbon tetrachloride Chlorobenzene
- Chromium - Total
- cis-1,2-Dichloroethene Cobalt - Total
- Copper - Total
- Cyanide, Total
- Dacthal
- Dalapon
- Di(2-ethylhexyl)adipate Di(2-ethylhexyl)phthalate
- Dicamba
- Dichloroprop
- Dinoseb
- Diquat
- Endothall
- Endrin
- Ethyl Benzene
- Gamma-BHC (Lindane) Glyphosate
- Heptachlor
- Heptachlor epoxide
- Hexachlorobenzene
- Hexachlorocyclopentadiene Iron - Total
- Lead - Total
- Manganese - Total
- Mercury - Total
- Methiocarb
- Methomyl
- Methoxychlor
- Methyl tert-Butyl ether (MTBE)
- Methylene chloride
- Molybdenum - Total
- Monobromoacetic Acid Nickel - Total
- Oxamyl (Vydate) Pentachlorophenol
- Perchlorate
- Picloram
- Silver - Total
- Simazine (Princep)
- Styrene
- Technical Chlordane
- Tetrachloroethene (PCE)
- Thallium - Total
- Toluene
- Total PCBs
- Toxaphene
- trans-1,2-Dichloroethene
- Trichloroethene (TCE)
- Vinyl chloride
- Xylene (total)
- Zinc - Total



About Us

With a history dating back to 1886, **American Water Works Company, Inc.** (NYSE: AWK) is the largest and most geographically diverse U.S. publicly traded water and wastewater utility company. The company employs more than 6,800 dedicated professionals who provide regulated and market-based drinking water, wastewater and other related services to an 15 million people in 46 states. American Water provides safe, clean, affordable and reliable water services to our customers to make sure we keep their lives flowing.

American Water's Military Services Group, a subsidiary of American Water, owns and operates water and wastewater systems on 17 military installations, serving approximately 425,600 service men, women and their families. For more information, visit amwater.com and follow us on Twitter and Facebook.



MILITARY SERVICES SITE LOCATIONS

ALABAMA

Fort Rucker

CALIFORNIA

Vandenberg Air Force Base

ILLINOIS

Scott Air Force Base

KANSAS

Fort Leavenworth

LOUISIANA

Fort Polk

MARYLAND

Fort Meade

MISSOURI

Fort Leonard Wood

NEW JERSEY

Picatinny Arsenal

NEW YORK

U.S. Army Garrison West Point

OHIO

Wright-Patterson Air Force Base

OKLAHOMA

Fort Sill

TEXAS

Fort Hood
Joint Base San Antonio

UTAH

Hill Air Force Base

VIRGINIA

Fort A.P. Hill
Fort Belvoir

WASHINGTON

Joint Base Lewis-McChord

How to Contact Us

If you have any questions about this report, your drinking water, or service, please contact John, Williams], Monday to Friday, 7:30 a.m. to 4:00 p.m. at 337-353-8333



WATER INFORMATION SOURCES

United States Environmental Protection Agency (USEPA):
www.epa.gov/safewater

Safe Drinking Water Hotline: (800) 426-4791

Centers for Disease Control and Prevention: www.cdc.gov

American Water Works Association: www.awwa.org

Water Quality Association: www.wqa.org

National Library of Medicine/National Institute of Health:
www.nlm.nih.gov/medlineplus/drinkingwater.html

This report contains important information about your drinking water. Translate it, or speak with someone who understands it at 1-888-237-1333.

This report contains important information about your drinking water. Translate it, or speak with someone who understands it at 1-888-237-1333.

Este informe contiene información muy importante sobre su agua potable. Tradúzcalo o hable con alguien que lo entienda bien al 1-888-237-1333.

Ntawm no yog ib co lus qhia tseem ceeb heev txog koj cov dej seb huv npaum li cas. Yog tias koj xav tau kev pab txhais cov lus qhia no, thov hu rau peb ntawm 1-888-237-1333.

這是關於您的水質的十分重要的資訊。如果您需要幫助翻譯此資訊請致電 1-888-237-1333 與我們聯繫。

आपके पानी की गुणवत्ता के बारे में यह बहुत महत्वपूर्ण सूचना है। यदि इस सूचना के अनुवाद के लिए आपको सहायता की जरूरत हो, तो कृपया 1-888-237-1333 र हमें काल करें।

Это очень важная информация о качестве Вашей воды. Если Вам требуется перевод этой информации, позвоните нам по телефону 1-888-237-1333.

Ito ay isang napakahalagang impormasyon tungkol sa kalidad ng iyong tubig. Kung iyong kailangan ng tulong sa pagsalin ng impormasyon na ito, mangyaring tumawag sa amin sa 1-888-237-1333.

Đây là thông tin rất quan trọng về chất lượng nước của quý vị. Nếu quý vị cần thông dịch thông tin này, xin gọi chúng tôi theo số 1-888-237-1333.